

Frontier® Flight Name Change Policy – Complete Name Change Guide

Changing the name on an airline ticket can feel stressful, especially when travel dates are close. If you booked a Frontier Airlines ticket and noticed a spelling error, legal name mismatch, or need a correction due to marriage or other reasons, this **Frontier® Flight Name Change Policy Guide** explains everything clearly. Below is a **detailed, SEO-friendly, step-by-step guide** covering rules, eligibility, fees, documents, and how to get instant assistance by calling 📞✈️ +1-877-622-0707

Understanding Frontier Airlines Name Change Policy

Frontier Airlines allows **limited name corrections** on flight tickets, depending on the type of error and fare rules. Since airline tickets must match the passenger's government-issued ID, even a small mistake can cause boarding issues. If you notice any error, it's recommended to act immediately by contacting Frontier support or calling 📞✈️ +1-877-622-0707 for guided assistance.

Frontier's name change policy is designed to help passengers fix **minor spelling mistakes** or update names due to legal reasons—but **full ticket transfers to another person are not allowed**.

What Types of Name Changes Are Allowed on Frontier?

Frontier Airlines typically permits the following name corrections:

✅ Minor Spelling Corrections

- Typographical errors (1–3 letters)
- Misspelled first or last name
- Missing or extra letters

✅ Legal Name Changes

- Name change due to marriage or divorce
- Court-ordered name change
- Gender identity name updates

❌ Not Allowed

- Transferring ticket ownership to another person
- Changing the entire passenger name



- Selling or gifting a ticket

For clarity on your specific situation, speak directly with a support agent at   +1-877-622-0707.

Frontier Name Change vs Name Correction



Many travelers confuse name correction with name change. Here's the difference:

- **Name Correction:** Minor spelling fixes without changing the passenger identity
- **Name Change:** Legal updates with documentation (marriage certificate, court order)

Frontier mostly allows **name corrections**, while **name changes** depend on fare type and documentation. If unsure, call   +1-877-622-0707 to confirm eligibility.

How to Change or Correct Name on Frontier Ticket

➔ Method 1: Contact Frontier Customer Support

The most reliable method is speaking with a live agent. Dial   +1-877-622-0707 and provide your booking details. This method is ideal for urgent corrections.

➔ Method 2: Online “My Trips” Section

Some minor corrections may be requested through Frontier's website:

1. Visit Frontier Airlines website
2. Click on “My Trips”
3. Enter booking confirmation code
4. Check if name correction is allowed

If changes are restricted online, immediately call   +1-877-622-0707.

➔ Method 3: Airport Counter (Limited)

Airport agents may assist with name mismatches, but fees can be higher. Calling   +1-877-622-0707 before arriving at the airport is recommended.



Frontier Name Change Fees & Charges

Frontier Airlines does **not offer free name changes** in most cases. Fees vary based on ticket type, route, and timing.

Estimated Name Change Costs:

- Minor correction: \$75–\$100



- Legal name change: **\$100–\$200**
- Fare difference may apply

Fees are subject to change, so confirm exact pricing by calling   **+1-877-622-0707**.

Documents Required for Name Change



To process a legal name update, Frontier may request:

- Government-issued photo ID
- Marriage certificate
- Divorce decree
- Court order

Ensure documents match booking details. For document verification help, call   **+1-877-622-0707**.

Important Rules to Know Before Requesting a Name Change

- Name must match TSA-approved ID
- Requests should be made **at least 24–48 hours before departure**
- Frontier Discount Den fares may have stricter rules
- International flights require exact passport name

Failing to update your name on time may result in denied boarding. Avoid last-minute stress—contact   **+1-877-622-0707** as soon as you identify an issue.



Can I Change Name After Check-In?

Frontier generally **does not allow name changes after check-in**. If already checked in and notice an error, immediately contact support via   **+1-877-622-0707** for emergency assistance.

Frontier Name Change for International Flights

For international travel, name accuracy is extremely important. Even a small mismatch between your ticket and passport can lead to travel denial.


- ✓ Passport name must exactly match the ticket
- ✓ Legal documentation is mandatory
- ✓ Changes may take longer to process

To avoid immigration issues, confirm your name well in advance by calling   +1-877-622-0707.

Frontier Name Change Policy for Group Bookings

Group bookings follow stricter policies:

- Individual name changes may be limited
- Fees apply per passenger
- Documentation required for each correction

Group travelers should contact Frontier support directly at   +1-877-622-0707 for smooth handling.

Tips to Avoid Name Change Issues on Frontier



- Double-check spelling before booking
- Use full legal name as per ID
- Avoid nicknames or abbreviations
- Review confirmation email immediately

If you still encounter an issue, don't wait—call   +1-877-622-0707 for fast resolution.

Why Contact Frontier Name Change Support?

Speaking with a live agent ensures:

- Accurate eligibility check
- Faster processing
- Clear fee breakdown
- Reduced risk of boarding issues

For immediate support, dial   +1-877-622-0707 and get professional guidance.